

MSCR vs AASHTO M₃₂₀ – High Temperature Grade for HPTO

Thomas Bennert, Ph.D.

Rutgers University, NJ

Center for Advanced

Infrastructure and

Transportation (CAIT)

FHWA Expert Task Group Meeting

September 13th, 2016

Fall River, MA

Acknowledgements

- Axeon financially supported work
 - Ron Corun
 - Frank Fee (consultant)
- Rutgers staff
 - Christopher Ericson (Binder Testing)
 - Edward Haas and Edward Wass (Mixture Prep and Testing)

Problem Background

Problem Background

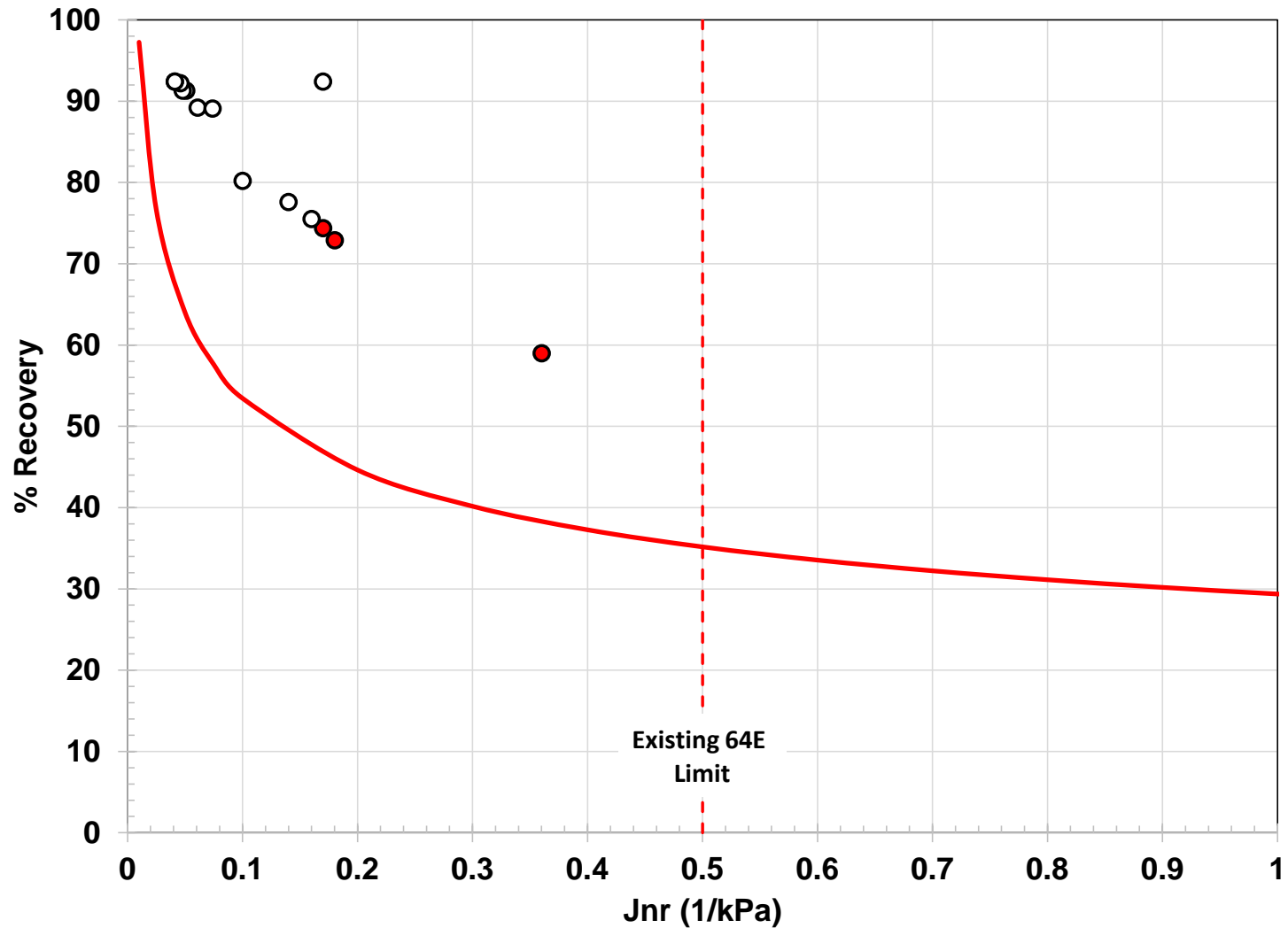
- In 2006, NJDOT began using HPTO using a polymer-modified PG76-22 asphalt binder
 - HPTO = High Performance Thin Overlay
 - NJDOT utilizes for thin-lift applications
 - Performance-Based design requiring APA (AASHTO T340) rutting requirement
 - General design
 - 4.75mm NMAS (fine 9.5mm NMAS)
 - Asphalt content > 7%
 - Design AV% = 3%
 - Design Gyration = 50 gyrations

Problem Background

- Some issues in 2015 regarding failing HPTO mixtures specified using PG64E-22 asphalt binder
 - Minimal previous issues prior to PG64E use

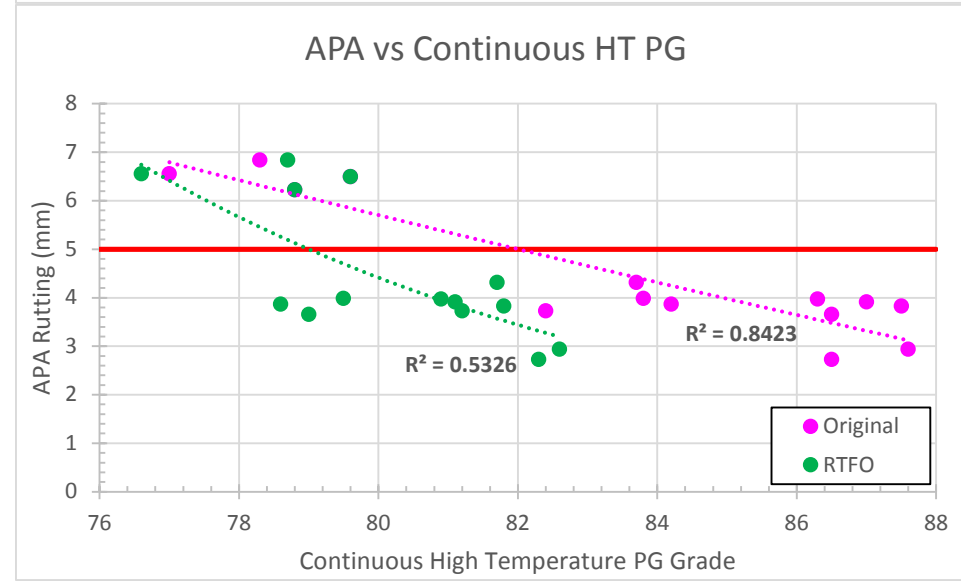
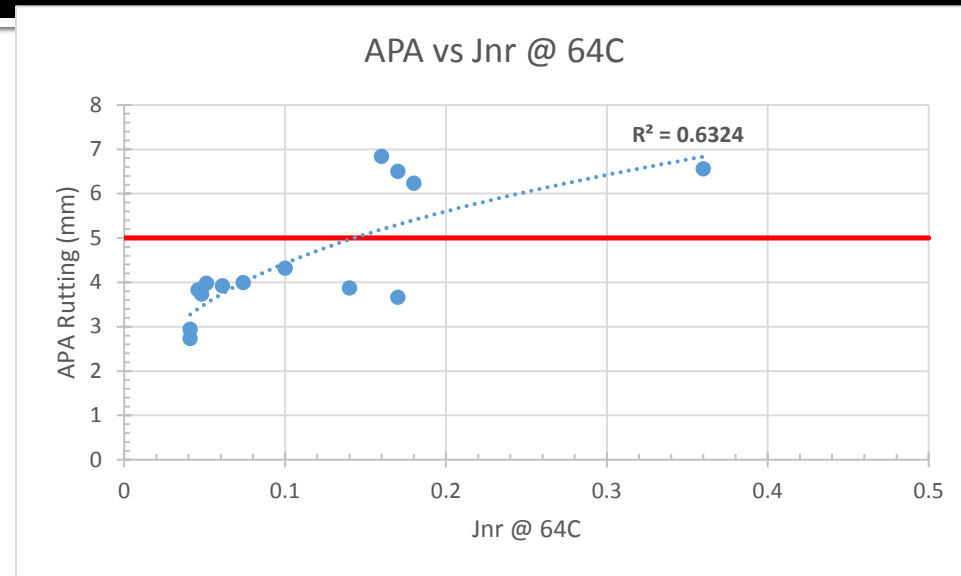
Date	Original	RTFO	PG Grade	Jnr (1/kPa)	% Rec	MSCR Grade	δ @ 76C (Orig)	δ @ 76C (RTFO)	APA (mm)
5/27/2015	77	76.6	PG76	0.36	59	PG64E	73.6	68.3	6.56
5/28/2015	78.8	78.8	PG76	0.18	72.9	PG64E	69.5	64.5	6.23
5/29/2015	79.6	79.6	PG76	0.17	74.4	PG64E	69.9	64.5	6.5
6/3/2015	78.3	78.7	PG76	0.16	75.5	PG64E	69.6	63.5	6.84
6/4/2015	86.5	79	PG76	0.17	92.4	PG64E	58.9	58.4	3.66
6/5/2015	84.2	78.6	PG76	0.14	77.6	PG64E	65.4	64.8	3.87
6/9/2015	87	81.1	PG76	0.061	89.2	PG64E	60.7	60.1	3.92
6/10/2015	83.7	81.7	PG76	0.1	80.2	PG64E	66	61.8	4.32
6/11/2015	86.3	80.9	PG76	0.051	91.3	PG64E	60.8	58.4	3.98
6/12/2015	82.4	81.2	PG76	0.048	91.3	PG64E	66.8	60.4	3.73
6/17/2015	87.5	81.8	PG76	0.046	92.2	PG64E	60.6	57.9	3.83
6/18/2015	87.6	82.6	PG82	0.041	92.4	PG64E	61.2	59.2 @ 82C	2.94
6/19/2015	86.5	82.3	PG82	0.041	92.4	PG64E	59.2	59.2 @ 82C	2.73
6/24/2015	83.8	79.5	PG76	0.074	89.1	PG64E	62	59.7	3.99

2015 Failing HPTO Binders



Results of 2015 Testing (1 of 2)

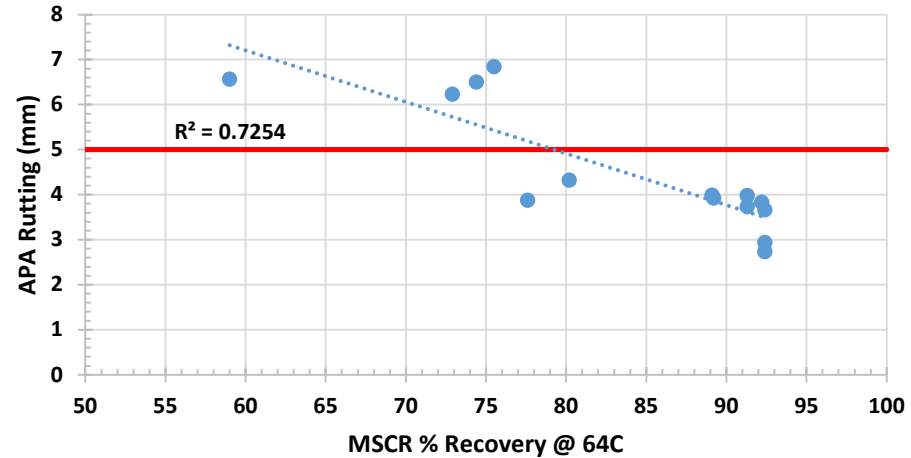
- Jnr > 0.16 resulted in failing APA rutting
- RTFO PG grade < 79° resulted in failing APA rutting
- Orig PG Grade < 82° resulted in failing APA rutting
- Binders from retains taken at plant during production



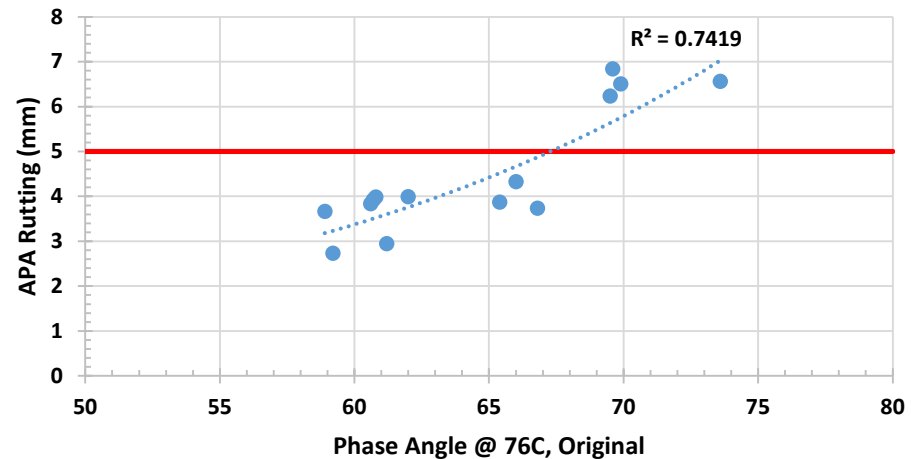
Results of 2015 Testing (2 of 2)

- MSCR % Recovery < 77% resulted in failing APA rutting
- Orig δ @ 76°C > 67 degrees resulted in failing APA rutting

APA vs MSCR % Recovery @64C



APA vs Phase Angle @ 76C, Original

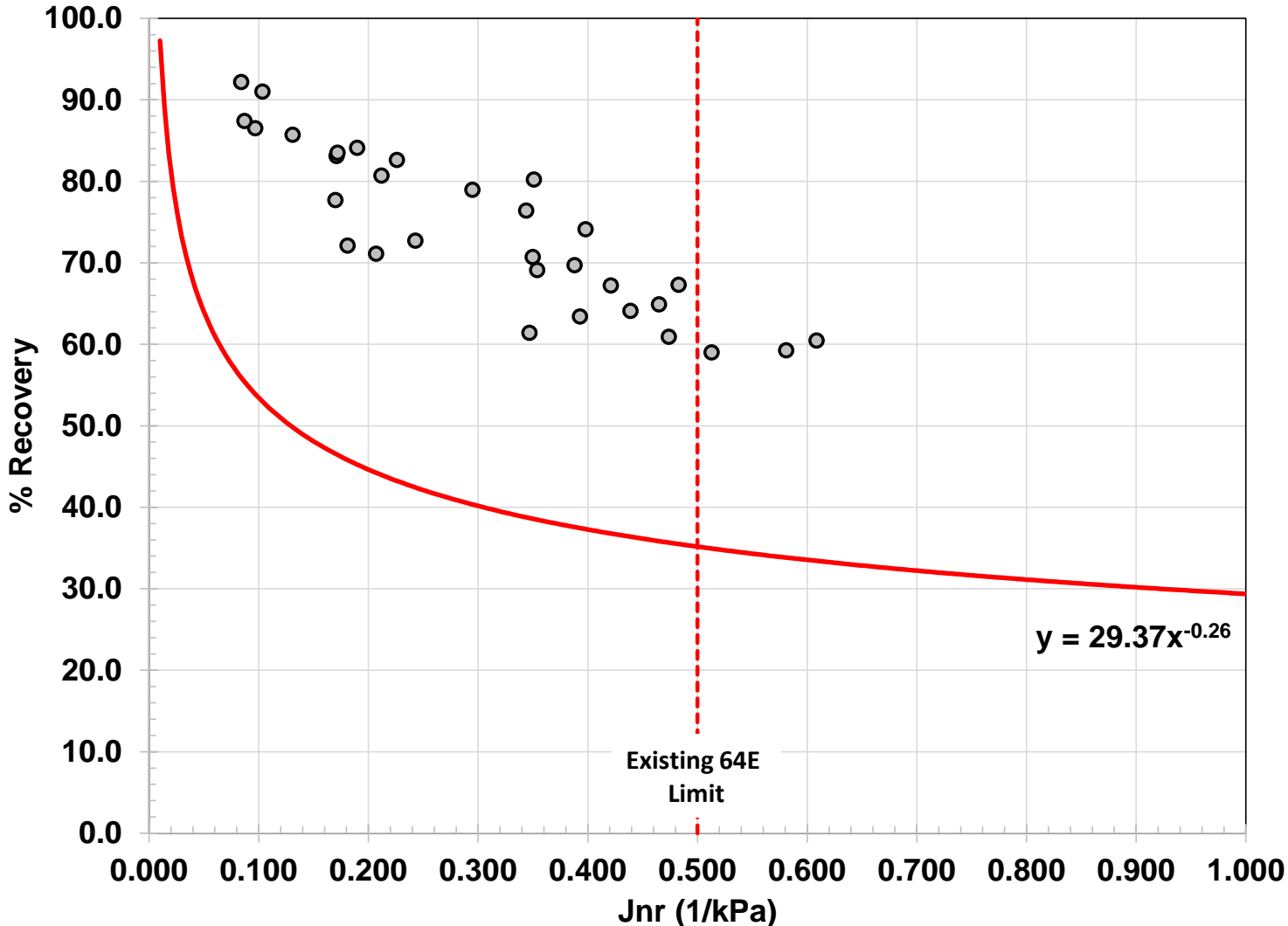


2015 PANYNJ Issues

- At the same time, Rutgers working with PANYNJ on high temperature binder issues
 - 31 Cores taken from areas where failed binder retains occurred – sent to Rutgers for recovery, PG grading – MSCR also conducted
 - PANYNJ specified job for PG76-22; not using MSCR yet
 - All 31 cores failed for high temp of 76°C; 28 were at 70°C, 3 were 64°C
 - 28 of 31 cores PASSED for a PG64E-22

PANYNJ Cores

(All Samples Failed PG76 High Temp)



Question?

- During MSCR implementation, northeast states tested binders, that at the time, met the current PG grade
 - Compared MSCR results to PG grades to help establish equivalent M332 traffic levels
 - NJDOT agreed that 64E should be same as the previous PG76-22
- Now that MSCR has been implemented, are states that are used to getting previous binder performance, still receiving those binders?
 - Or has binder modification now changed to meet M332, creating binders that no longer compare to what states were previously receiving under M320?

MSCR Jnr Divisions

- Where did the Jnr grading divisions come from?
 - Spoke with John D'Angelo
 - Neat binders for regional climate usually around and under 4.0 to 4.5 1/kPa
 - When conducting mixture testing, every $\approx 50\%$ reduction in permanent deformation was approximately a $\approx 50\%$ reduction in Jnr
 - So, original divisions went from: 4.0 to 2.0 to 1.0 to 0.5
 - Should Jnr divisions be revisited?

Laboratory Testing Program

M332 vs M320 HPTO Binder Spec

- Testing program
 - Procure 8 binders from different suppliers consisting of different sources and modifications
 - PG grade according to M320 and M332
 - Use binders in a NJDOT approved HPTO mix and conduct testing after; 1) Volumetric Conditioning and 2) STOA Conditioning
 - APA @ 64C (Standard for HPTO Spec)
 - Flow Number @ 54C (Using NCHRP 9-33 protocols)
 - Compare binder to mixture performance and determine if current MSCR requirements are appropriate for NJDOT HPTO



New Jersey Department of Transportation

04/09/2015

HMA Mix Design

Region: North

Mix ID#	N01DN0201VIR	Effective Date	6/3/2013
Mix Type	HMA, HIGH PERFORMANCE THIN OVERLAY	Expiration Date	5/1/2016
Producer	TILCON - MOUNT HOPE, NJ (HMA PLANT)	Verification Type	Lab Verification
Mix Temp. (F)	330	Designer	REBECCA GUARDINO
Compaction Temp. (F)	312.5		

SIEVE SIZE Inch	mm	Job Mix Formula	Broadband		Production Tolerances		Tests Performed	Test Results	Test Criteria		
			min.	max.	min.	max.			min.	max.	
2	50		100	100			%Air Voids (Va)	3.52			
1 1/2	37.5		100	100			%VMA	20.5	18		
1	25		100	100			%VFA	83			
3/4	19		100	100			Dust/Asphalt Ratio	0.7	0.6	1.3	
1/2	12.5		100	100			Drain Down				
3/8	9.5	100	100	100			VCA - Mix			<VCA dry	
No.4	4.75	77	65	85			VCA - dry				
No.8	2.36	43	33	55			Max. Sp.Grav. (Gmm)	2.387			
No.16	1.18	29	20	35			Bulk Sp.Grav. (Gmb)	2.303			
No.30	0.6	21	15	30			% Gmm @ N Max				
No.50	0.3	14	10	20			Sp. Grav. of Binder (GB)	1.028			
No.100	0.15	7	5	15			Sp. Grav. of Agg. Blend (Gsb)	2.688			
No.200	0.075	5.2	5.0	8.0			Moist.Sensitivity TSR	85.1			
								lbs./Square Yard/Inch	107.82		
								% Gmm @ N Design		95.5	97.5
								Ignition Oven Agg. Correction Factor.CFI		0.14 @ 538 Degrees C	
								% Absorbed AC	0.37		

COMPONENT MATERIALS	TOTAL MIX %	COMPONENTS - PRODUCER &
AGGREGATES, STONE SAND, WASHED	16.7	TILCON NEW JERSEY - MOUNT HOPE, NJ (AGGREGATE)
AGGREGATES, STONE SAND, UNWASHED	30.6	TILCON NEW JERSEY - MOUNT HOPE, NJ (AGGREGATE)
AGGREGATES, COARSE, *9, BROKEN STONE	44.6	TILCON NEW JERSEY - MOUNT HOPE, NJ (AGGREGATE)
AGG. FOR HMA, MINERAL FILLER	0.9	TILCON NEW JERSEY - MOUNT HOPE, NJ (AGGREGATE)
ASPHALT, BINDER, GRADE PG64-E -22	7.2	NJDOT APPROVED BINDER

Remarks: APA AASHTO TP63 <4.0mm = 3.83mm
DRAINDOWN 0%<- MAXIMUM 0.1%

Binders

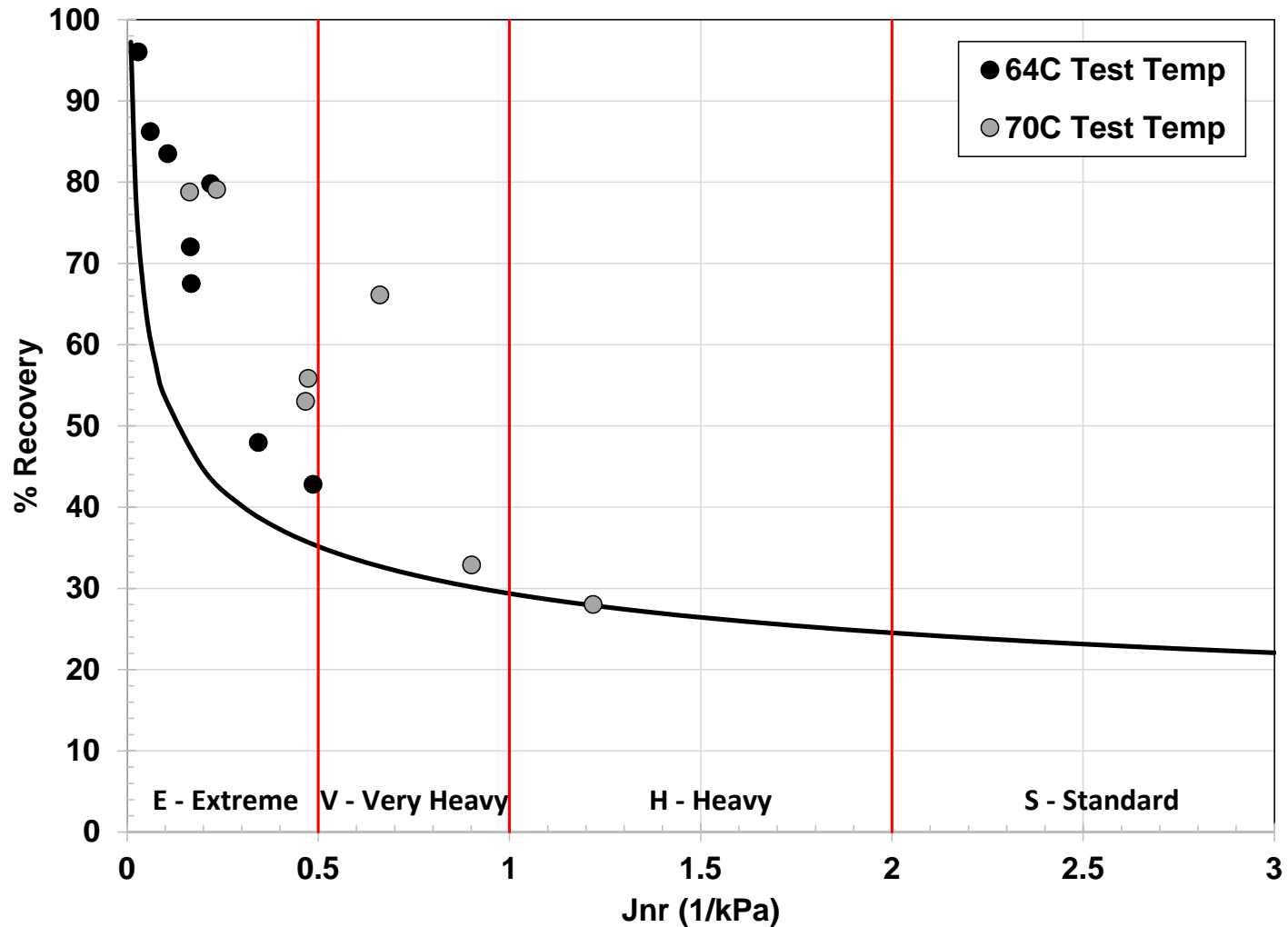
Supplier	Description
Road Science	Southeast Phase Angle
Road Science	NJDOT - PPA + SBS
Road Science	NYSDOT - SBS Only
All States	NYSDOT - SBS Only
Axeon	76-22 (Pre-MSCR)
Axeon	PG64E-22 2016
Lion Oil	4.25% SBS
Suit Kote	PG64E-22 2016

Binder Test Results

AASHTO M320

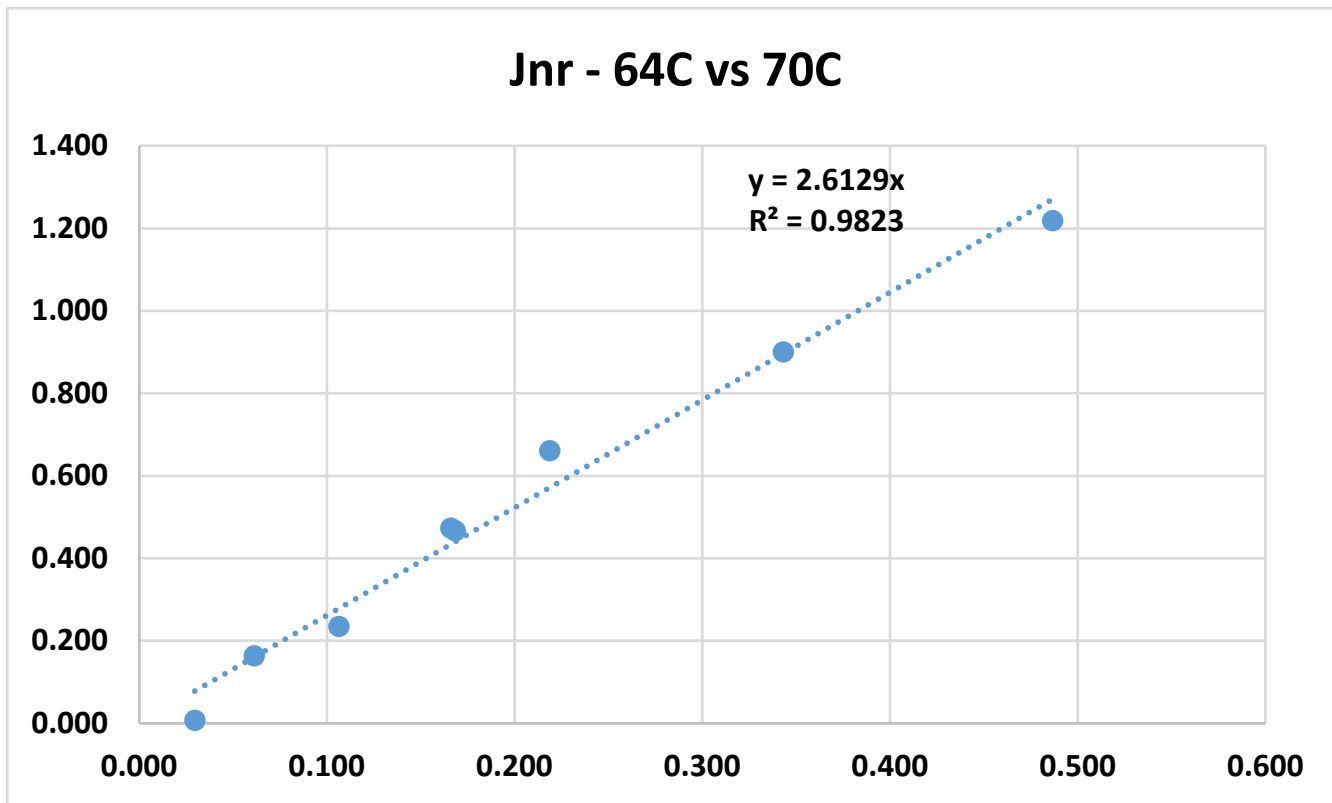
Supplier	Description	Orig Continuous High Temp	RTFO Continuous High Temp	Orig Phase Angle @ 76C	RTFO/Orig	RTFO - Orig
Road Science	Southeast Phase Angle	81.5	80.9	69.6	0.99	-0.6
Road Science	NJDOT - PPA + SBS	80	81.2	71.5	1.02	1.2
Road Science	NYSDOT - SBS Only	83.6	82.9	66.4	0.99	-0.7
All States	NYSDOT - SBS Only	76.4	74.8	68.5	0.98	-1.6
Axeon	76-22 (Pre-MSCR)	79.3	78.3	75.9	0.99	-1.0
Axeon	PG64E-22 2016	80.4	78.4	74.7	0.98	-2.0
Lion Oil	4.25% SBS	85.7	78.7	60.5	0.92	-7.0
Suit Kote	PG64E-22 2016	82.5	79.1	64.5	0.96	-3.4

AASHTO M332 Results



Change in Jnr vs Change in PG Grade Test Temp

- Changing 6°C (1 PG grade test temp) in Jnr test from 64C to 70C reduced Jnr by 62%



Change in Jnr vs Change in PG Grade Test Temp

- Looked at additional change in temps and included another 14 binders (n = 22) to check on consistency of Jnr change
- On average, when increasing test temp by 6°C, Jnr reduces by 60%, or becomes 40% of the previous test temperature's value

All	2.52
	40%
58C to 64C	2.39
	42%
64C to 70C	2.53
	39%
70C to 76C	3.11
	32%
76C to 82C	2.48
	40%

Jnr Requirement Determined within PG Grade "Bump"

- Hypothesis: since we are still using 6°C intervals for testing, should the Jnr divisions be modified to represent how the binder is performing within these test temperatures?

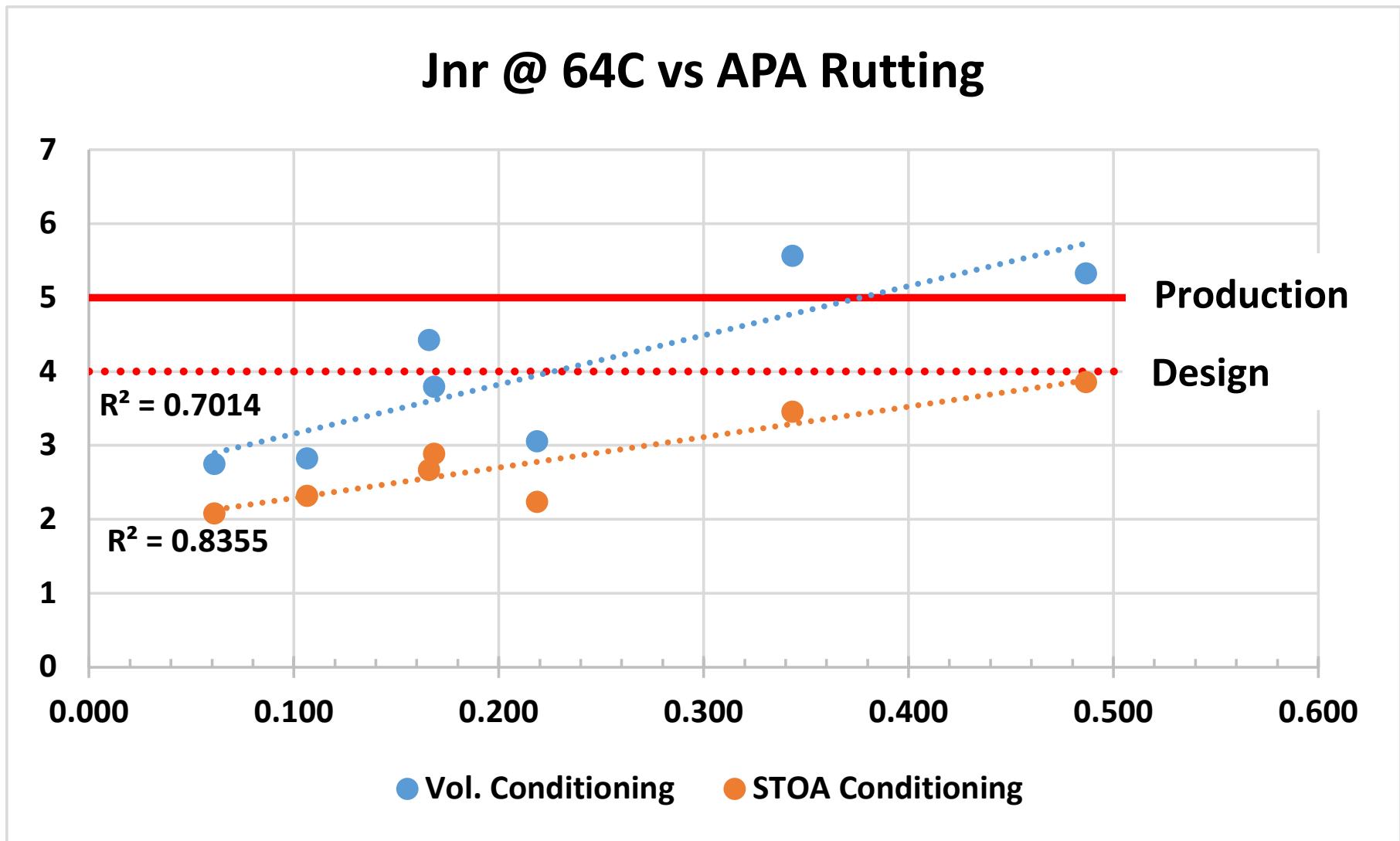
Traffic Designation	AASHTO M332	Based on PG Temp "Bump"
S	4.5	4.5
H	2.0	1.8
V	1.0	0.7
E	0.5	0.3

Mixture Test Results

Mixture Test Results

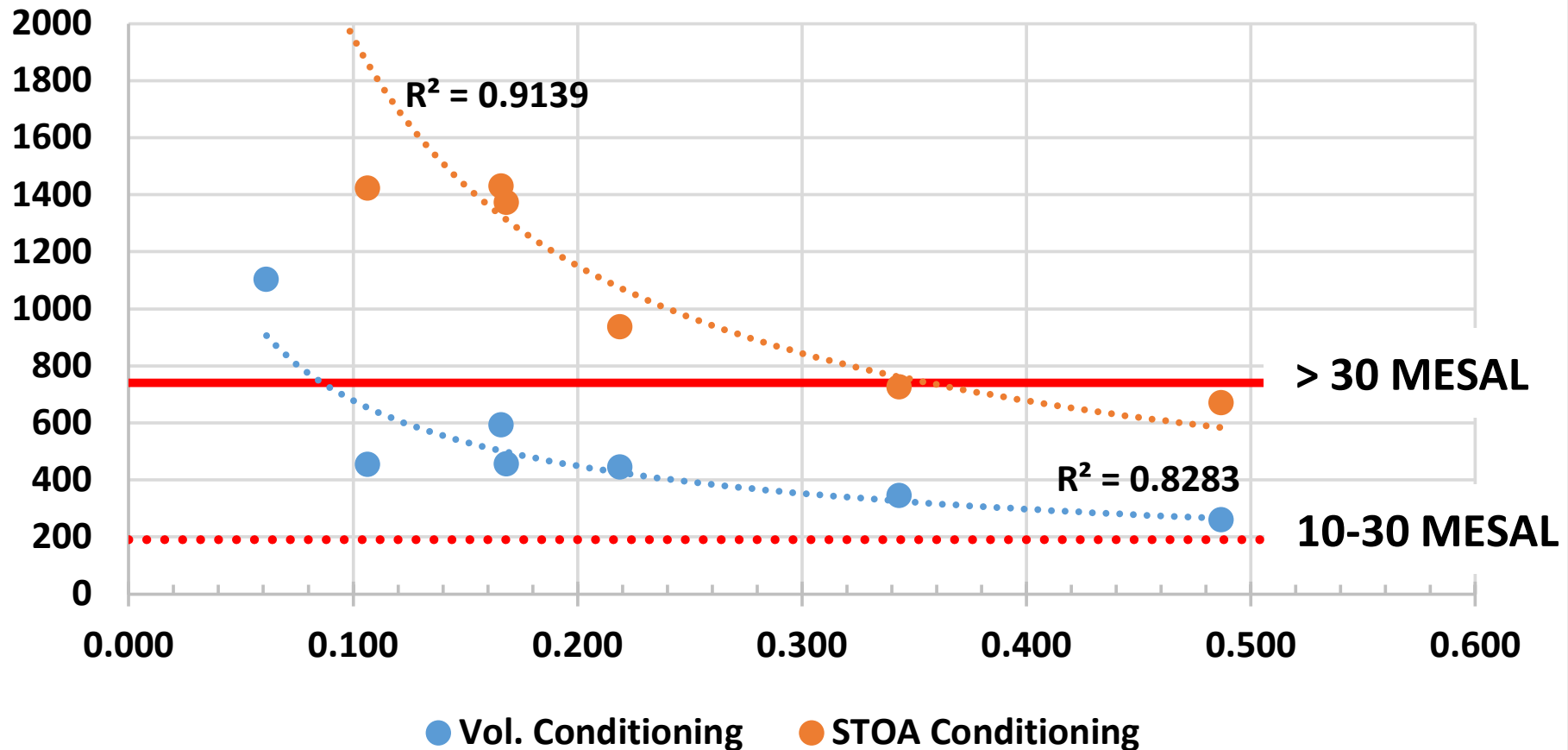
Supplier	Description	APA Testing		Flow Number	
		Volumetric Conditioning	STOA Conditioning	Volumetric Conditioning	STOA Conditioning
Road Science	Southeast Phase Angle	4.43	2.67	593	1430
Road Science	NJDOT - PPA + SBS	3.8	2.89	455	1373
Road Science	NYSDOT - SBS Only	2.75	2.08	1104	3449
All States	NYSDOT - SBS Only	3.06	2.24	445	936
Axeon	76-22 (Pre-MSCR)	5.33	3.86	260	669
Axeon	PG64E-22 2016	5.57	3.46	346	726
Lion Oil	4.25% SBS	2.67	2.87	710	679
Suit Kote	PG64E-22 2016	2.83	2.32	455	1422

APA vs MSCR Jnr @ 64C



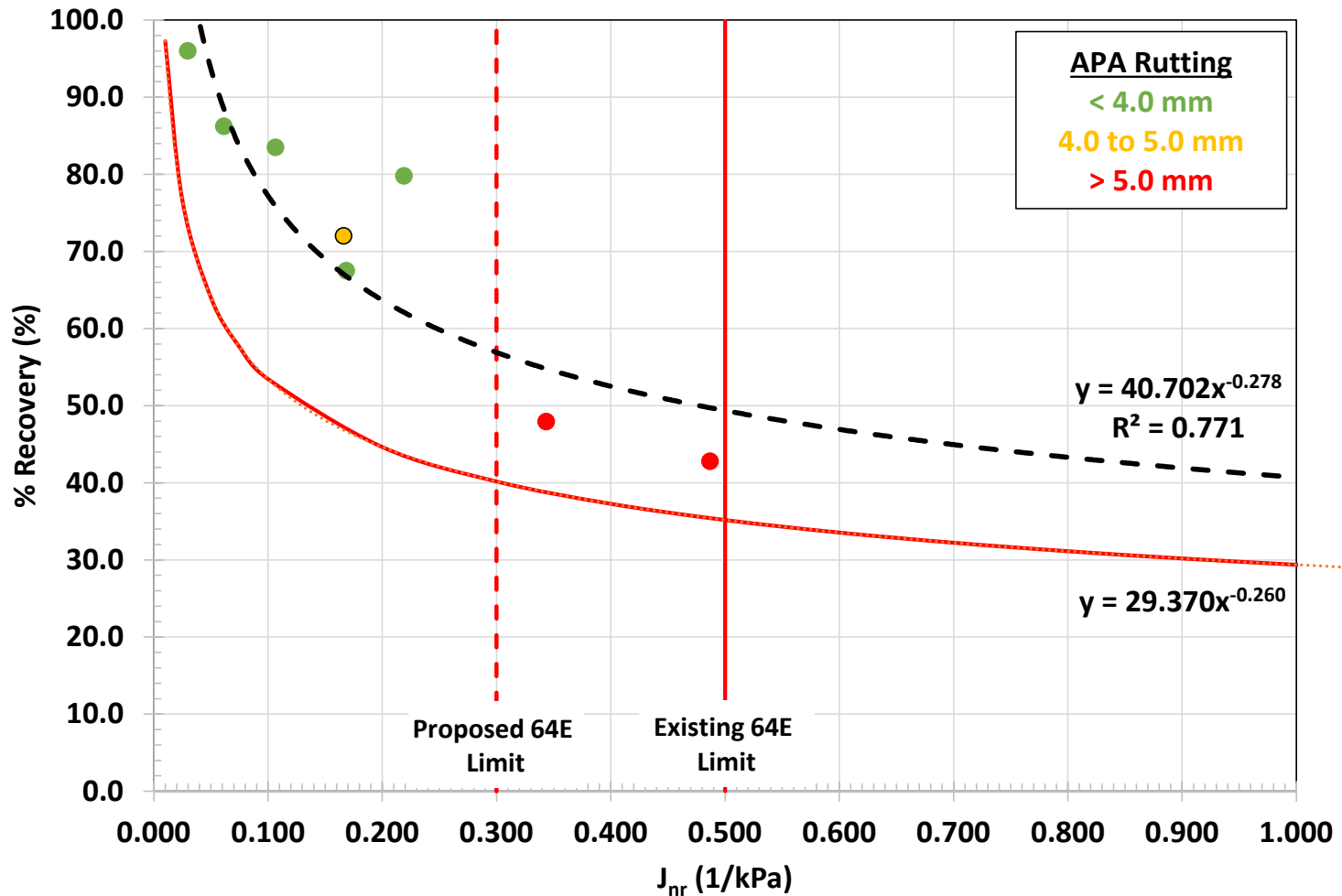
AMPT FN vs MSCR Jnr @ 64C

Jnr @ 64C vs FN



APA Results within MSCR

J_{nr} vs % Rec @ 64C



Study Conclusions

- Question: Will using current PG64E provide the same rutting resistance as previous PG76 for NJDOT's HPTO mixtures?

- Answer: It appears that the current M332 divisions may need to be modified for NJDOT HPTO mixtures
 1. APA rutting for Volumetric Conditioning shows
 1. < 0.37 for Production APA rutting
 2. < 0.23 for Design APA rutting
 2. Flow Number for STOA Conditioning shows
 1. < 0.35 for traffic levels > 30 MESAL's
 3. MSCR Jnr limit of 0.3 kPa^{-1} was able to differentiate PASSING/FAILING HPTO mixtures using Production tolerance.

NJDOT Recommendations

- For NJDOT's HPTO, it was recommended to change the J_{nr} value from <0.5 to $< 0.3 \text{ kPa}^{-1}$
- NJDOT considering changing current MSCR J_{nr} to $<0.3 \text{ kPa}^{-1}$ for all mixes using PG64E-22

Final Thoughts

- In adopting MSCR for high temperature, many states looked at how their PG binders were fitting into the MSCR system.
 - Example: NJDOT acknowledged that previous PG76-22 would have fell into 64E designation ($J_{nr} < 0.5 \text{ kPa}^{-1}$)
- However, have we looked back now to see how the binders we are currently getting (modified to meet MSCR) would have fit into our previous PG system?
 - Are they what we were used to receiving?
 - If not, will performance change?



Thank you for your time!
Questions?

Thomas Bennert, Ph.D.
Rutgers University
609-213-3312
bennert@rci.rutgers.edu